

CALIZA CAPRI




STONE PRODUCTS
UNLIMITED, INC

Caliza Capri, 18" x 36", Rectangle Tile, SPUI-904136


CALIZA CAPRI TILE

CALIZA CAPRI
TILE IN LIMESTONE

STONE PRODUCTS
UNLIMITED, INC




Rectangle Tile	12" x 24"
SPUI-904135	Honed



Square Tile	24" x 24"
SPUI-904137	Honed



Rectangle Tile	18" x 36"
SPUI-904136	Honed

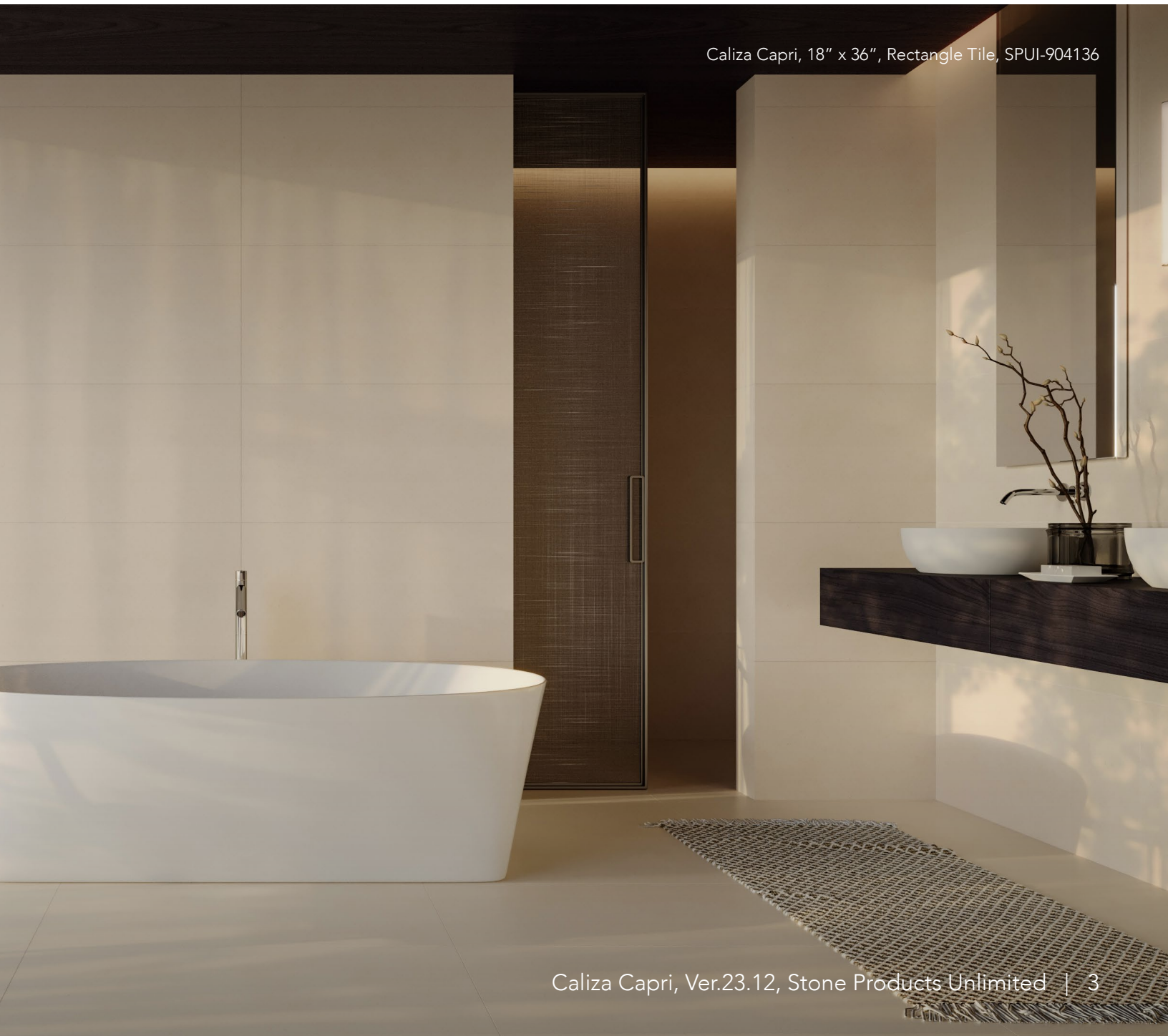


Rectangle Tile	3" x 12"
SPUI-904138	Honed

CALIZA CAPRI TILE IN LIMESTONE

STONE PRODUCTS
UNLIMITED, INC

SIZE	SKU	THICKNESS	SHAPE	PCS PER BOX	SQFT PER BOX	LBS PER BOX	EDGE
12" x 24"	SPUI-904135	0.38"	Rectangle	4	8	52.37	Straight
18" x 36"	SPUI-904136	0.38"	Rectangle	2	9	53.4	Straight
24" x 24"	SPUI-904137	0.38"	Square	2	8	51.11	Straight
3" x 12"	SPUI-904138	0.38"	Rectangle	30	7.5	42.6	Straight



Caliza Capri, 18" x 36", Rectangle Tile, SPUI-904136

CALIZA CAPRI MOSAICS

CALIZA CAPRI
MOSAICS IN LIMESTONE


STONE PRODUCTS
UNLIMITED, INC



Herringbone Mosaic	1.25" x 4"
SPUI-904139	Honed



Picket Mosaic	2" x 6"
SPUI-904140	Honed



Hexagon Mosaic	2" x 2"
SPUI-904141	Honed

CALIZA CAPRI MOSAICS IN LIMESTONE

STONE PRODUCTS
UNLIMITED, INC

SIZE	SKU	THICKNESS	SHAPE	PCS PER BOX	SQFT PER BOX	LBS PER BOX	EDGE
1.25" x 4"	SPUI-904139	0.38"	Herringbone	5	4.41	22.82	Straight
2" x 6"	SPUI-904140	0.38"	Picket	5	4.41	25.47	Straight
2" x 2"	SPUI-904141	0.38"	Hexagon	5	4.95	26.35	Straight

Caliza Capri, 2" x 6", Picket Mosaic, SPUI-904140

CALIZA CAPRI TRIM

CALIZA CAPRI
TRIM IN LIMESTONE

STONE PRODUCTS
UNLIMITED, INC



Pencil Trim	0.5" x 12"
SPUI-904142	Honed

CALIZA CAPRI
TRIM IN LIMESTONE

STONE PRODUCTS
UNLIMITED, INC

SIZE	SKU	SHAPE	PCS PER BOX	LBS PER BOX
0.5" x 12"	SPUI-904142	Pencil	50	17.4



Caliza Capri, 18" x 36", Rectangle Tile, SPUI-904136

TECHNICAL INFORMATION

Tile collection performance based on industry standards.

APPLICATION

*Only Mosaic and Small Tile is acceptable to shower floors

APPLICATION	DRY & LEVEL INTERIOR FLOOR	EXTERIOR FLOOR	EXTERIOR WALL	INTERIOR WALL	POOL LINING	COUNTERTOPS	SHOWER FLOOR*	SHOWER WALL
RESIDENTIAL	X		X	X		X	X	X
COMMERCIAL	X		X	X		X	X	X



DISCOVER MORE AT:

WWW.SPUI.NET